



# Airport Commission Meeting

May 12, 2025

# Agenda

- I. **Call to Order & Orders of the Day**
- II. Public Record
- III. Consent Calendar
- IV. Reports and Information Only
- V. Public Comment
- VI. Noise Report/Community Noise Concerns
- VII. Business
- VIII. Meeting Schedule and Agenda Items
- IX. Adjournment

# Agenda

- I. Call to Order & Orders of the Day
- II. Public Record**
- III. Consent Calendar
- IV. Reports and Information Only
- V. Public Comment
- VI. Noise Report/Community Noise Concerns
- VII. Business
- VIII. Meeting Schedule and Agenda Items
- IX. Adjournment

# Agenda

- I. Call to Order & Orders of the Day
- II. Public Record
- III. Consent Calendar**
- IV. Reports and Information Only
- V. Public Comment
- VI. Noise Report/Community Noise Concerns
- VII. Business
- VIII. Meeting Schedule and Agenda Items
- IX. Adjournment

# III. Consent Calendar

- Approval of the Minutes for the Regular Meeting on February 10, 2025
- Approval of the Minutes for the Special Meeting on March 5, 2025

# Agenda

- I. Call to Order & Orders of the Day
- II. Public Record
- III. Consent Calendar
- IV. Reports and Information Only**
- V. Public Comment
- VI. Noise Report/Community Noise Concerns
- VII. Business
- VIII. Meeting Schedule and Agenda Items
- IX. Adjournment

# IV. Reports and Information Only

## A. Chair Report

B. Director

C. Council Liaison

D. Staff

E. Commissioner Reports

# IV. Reports and Information Only

A. Chair Report

**B. Director**

C. Council Liaison

D. Staff

E. Commissioner Reports



# IV. Reports and Information Only

A. Chair Report

B. Director

**C. Council Liaison**

D. Staff

E. Commissioner Reports

# IV. Reports and Information Only

A. Chair Report

B. Director

C. Council Liaison

**D. Staff**

E. Commissioner Reports

# IV. Reports and Information Only

A. Chair Report

B. Director

C. Council Liaison

D. Staff

**E. Commissioner Reports**

# Agenda

- I. Call to Order & Orders of the Day
- II. Public Record
- III. Consent Calendar
- IV. Reports and Information Only
- V. Public Comment**
- VI. Noise Report/Community Noise Concerns
- VII. Business
- VIII. Meeting Schedule and Agenda Items
- IX. Adjournment

# Public Comments (Not on Agenda)

Members of the Public are invited to speak on any item that does not appear on today's Agenda and that is within the subject matter jurisdiction of the Commission. Meeting attendees are usually given two (2) minutes to speak on any discussion item and/or during open forum; the time limit is in the discretion of the Chair of the meeting and may be limited when appropriate.

# Agenda

- I. Call to Order & Orders of the Day
- II. Public Record
- III. Consent Calendar
- IV. Reports and Information Only
- V. Public Comment
- VI. Noise Report/Community Noise Concerns**
- VII. Business
- VIII. Meeting Schedule and Agenda Items
- IX. Adjournment



# Airport Noise Program

Airport Commission Meeting

10 FEBRUARY 2025

# VI. Noise Report

## San Jose Mineta International Airport Quarterly Noise Summary Q1 2025

	Jan	Feb	Mar	Year Over Year			Quarter Over Quarter	
				Q1 2025	Q1 2024	Difference	Q4 2024	Difference
Total Operations	11,917	11,164	12,533	35,614	36,269	-2%	40,511	-12%
Total Operations between 2330-0630	304	284	293	881	725	22%	944	-7%
Air Carrier Operations between 2330-0630	168	155	182	505	338	49%	556	-9%
General Aviation Operations between 2330-0630	136	129	111	376	387	-3%	388	-3%
Total Intrusions	34	29	29	92	96	-4%	124	-26%
Total Non Compliant Intrusions	8	3	7	18	5	260%	37	-51%
Air Carrier Complaints	644	2,857	3,069	6,570	5,085	29%	8,821	-26%
General Aviation Complaints	130	536	671	1,337	1,111	20%	1,652	-19%
Total Complaints	774	3,393	3,740	7,907	6,196	28%	10,464	-24%
Total Engine Run-ups **	0	0	0	0	0	0%	0	0%
South Flow Operations	520	2246	2664	5,430	9,533	-43%	6,030	-10%

\*\* High Power (>90%) Engine Run-ups during the Curfew Hours Only

### Definitions

**Operation:** a takeoff or landing of an aircraft at the airport.

**Intrusion:** is any operation by an unauthorized aircraft between the hours of 2330 and 0630.

**Non Compliant Intrusion:** is an Intrusion that did not meet the exemption criteria set forth in the municipal code

**Air Carrier:** a commercial carrier utilizing aircraft as a means of transport of passenger or freight.

**General Aviation:** all flights other than scheduled Air Carrier service



City	Complaints Q1 2025	Year over Year		vs. Previous Quarter	
		Complaints Q1 2024	Difference	Complaints Q4 2024	Difference
San Jose	184	149	23%	236	-22%
Palo Alto	0	15	-100%	0	0%
Milpitas	1	0	0%	4	-75%
Morgan Hill	0	0	0%	1	0%
Cupertino	0	7	-100%	0	0%
Mountain View	1,029	1,778	-42%	1,038	-1%
Sunnyvale	6,647	4,038	65%	9,118	-27%
Los Gatos	5	25	-80%	13	-62%
Los Altos	1	10	-90%	0	0%
Santa Clara	5	149	-97%	6	-17%
Campbell	0	0	0%	0	0%
Saratoga	0	0	0%	0	0%
Other	35	25	40%	48	
<b>Total Complaints</b>	<b>7,907</b>	<b>6,196</b>	<b>28%</b>	<b>10,464</b>	<b>-24%</b>

City	Resident	Complaints Q1 2025	
Sunnyvale	Household 1	2,455	37%
	Household 2	1,578	24%
	Household 3	1,186	18%
	Household 4	1,153	17%
	Household (5-22)	275	4%
	Total	6,647	
City	Resident	Complaints Q1 2025	
Mountain View	Household 1	1,029	100.0%
	Total	1,029	

# Agenda

- I. Call to Order & Orders of the Day
- II. Public Record
- III. Consent Calendar
- IV. Reports and Information Only
- V. Public Comment
- VI. Noise Report/Community Noise Concerns
- VII. Business**
- VIII. Meeting Schedule and Agenda Items
- IX. Adjournment

# VII. Business

- A. Airport Disadvantaged Business Enterprise 3-year goal setting process
- B. Airlines Rates and Charges
- C. Retail Concession Update
- D. Election of Officers
- E. Annual Commission Work Plan
- F. Legislative Update
- G. Annual Commission Report for FY2025



OVERALL DISADVANTAGED BUSINESS  
ENTERPRISE (DBE)

GOAL SETTING METHODOLOGY

FISCAL FEDERAL YEARS  
(FFY) 2026-2028

IN FULFILLMENT OF:  
TITLE 49 CODE OF FEDERAL REGULATIONS  
PART 26

---


# INTRODUCTION

- 
- Recipient of FAA Funds
  - Title 49 CFR Part 26
  - DBE Program
  - Overall DBE Goal for FFY 2026-2028

# DBE GOAL DEVELOPMENT



MARKET AREA



ANTICIPATED  
PROJECTS



CATEGORIZATION  
OF WORK



DBE GOAL FIGURE

## ANTICIPATED FAA-ASSISTED PROJECTS

FFY 2026-2028

Number of Projects

4

Total Est. Project Cost

\$62,726,018

Total Est. FAA \$ Share

\$50,536,738

Total Est. FAA %

80.00%



## ANTICIPATED FAA-ASSISTED PROJECTS

Project Name	Total Est. Project Cost \$	Total Est. FAA Share \$	Total FAA Share %
New Taxiway Victor Phase 2	\$28,982,518	\$23,357,011	80%
New Taxiway Victor Phase 3	\$29,643,500	\$23,889,697	80%
Airside High Mast Lighting	\$1,700,000	\$1,370,030	80%
ARFF Apparatus	\$2,400,000	\$1,920,000	80%
<b>TOTAL</b>	<b>\$62,726,018</b>	<b>\$50,536,738</b>	<b>80%</b>

Project Name	Est. FAA \$ SHARE	NAICS CODE	NAICS TITLE	EST. FAA \$ SHARE NAICS
New Taxiway Victor Phase 2	\$23,357,011	237990	Other Heavy and Civil Engineering Construction	\$8,795,635
		238110	Poured Concrete Foundation & Structure Construction	\$3,950,000
		238210	Electrical	\$2,162,873
		238910	Site Preparation Contractors	\$1,550,500
		541330	Engineering Services	\$3,650,679
		541620	Environmental Consulting	\$100,000
		562111	Solid Waste Collection	\$3,147,324
New Taxiway Victor Phase 3	\$23,889,697	237990	Other Heavy and Civil Engineering Construction	\$8,996,230
		238110	Poured Concrete Foundation and Structure Contractors	\$4,040,084
		238210	Electrical	\$2,212,200
		238910	Site Preparation Contractors	\$1,585,862
		541330	Engineering Services	\$3,733,938
		541620	Environmental Consulting	\$102,280
		562111	Solid Waste Collection	\$3,219,103
High Mast Lighting	\$1,370,030	238210	Electrical	\$1,020,030
		541330	Engineering Services	\$350,000
ARFF Apparatus	\$1,920,000	922160	Fire and Rescue Service	\$1,920,000
			<b>TOTAL</b>	<b>\$50,536,738</b>

CATEGORIZATION  
OF WORK

PROJECT NAICS  
CODE

NAICS Code	Category of Work	Estimated FAA Dollars by NAICS	Estimated FAA % by NAICS
237990	Other Heavy and Civil Engineering Construction	\$17,791,865	35.21%
238110	Poured Concrete Foundation and Structure Contractors	\$7,990,084	15.81%
238210	Electrical	\$5,395,103	10.68%
238910	Site Preparation Contractors	\$3,136,362	6.21%
541330	Engineering Services	\$7,734,617	15.30%
541620	Environmental Consulting Services	\$202,280	0.40%
562111	Solid Waste Collection	\$6,366,427	12.60%
922160	Fire and Rescue	\$1,920,000	3.80%
	TOTAL	\$50,536,738	100.00%

## CATEGORIZATION OF WORK

## NAICS CODE SUMMARY

## BASE FIGURE

### ■ DBE Relative Availability

NAICS Code	Category of Work	DBEs	All Firms	Relative Availability (DBE/All Firms)
237990	Other Heavy and Civil Engineering Construction	0	19	0.0%
238110	Poured Concrete Foundation and Structure Contractors	2	168	1.2%
238210	Electrical Contractors and Other Wiring Installation Contractors	14	906	1.5%
238910	Site Preparation Contractors	7	161	4.3%
541330	Engineering Services	9	1048	0.9%
541620	Environmental Consulting Services	15	144	10.4%
562111	Solid Waste Collection	0	83	0.0%
922160	Fire and Rescue	0	4	0.0%
TOTAL		47	2,533	1.9%

## BASE FIGURE

## ■ DBE WEIGHTED Relative Availability

NAICS Code	Category of Work	Estimated FAA % by NAICS	Rel. Aval.	Weighted Ratio
237990	Other Heavy and Civil Engineering Construction	0.0%	34.9%	0.00%
238110	Poured Concrete Foundation and Structure Contractors	1.2%	15.7%	0.19%
238210	Electrical Contractors and Other Wiring Installation Contractors	1.5%	10.6%	0.16%
238910	Site Preparation Contractors	4.3%	6.1%	0.27%
541330	Engineering Services	0.9%	15.2%	0.13%
541620	Environmental Consulting Services	10.4%	0.4%	0.04%
562111	Solid Waste Collection	0.0%	12.5%	0.00%
922160	Fire and Rescue Services	0.0%	4.7%	0.00%
			<b>TOTAL</b>	<b>0.79%</b>

# ADJUSTMENTS TO THE BASE FIGURE

## PAST PERFORMANCE

FEDEAL FISCAL YEAR (FFY)	FAA DBE GOAL %	FAA DBE % ATTAINMENT
FFY 2022	4.1%	5.3%
FFY 2023	5.0%	11.3%
FFY 2024	5.0%	0.6%
Median DBE Attainment Within the Last 3 FFYs		<b>5.3%</b>

## ADJUSTMENT

Step 1 Base Figure	0.8%
Median DBE Attainment	5.3%
<b>Adjusted Base Figure</b>	<b>3.0%</b>

## NEXT STEPS

3.0%

Draft Proposed  
DBE Goal

1. Public Consultation through 6/2
2. Analyze Responses
3. Revise Goal, as needed
4. Finalize Goal
5. Submit Final Goal to FAA

**Magdelina Nodal | Senior Analyst**  
**City of San Jose | Director's Office**  
**Office: 408.392.3673 | [MNodal@sjc.org](mailto:MNodal@sjc.org)**

QUESTIONS?





# Airline Rates and Charges



Kim Hawk

May 12, 2025

# FY25 Airline Rates & Charges

	Landing Fee	Terminal Rate	CPE
SJC FY25 Rates	\$5.13	\$287	\$17.93
<i>year-over-year</i>	<i>29%</i>	<i>9%</i>	<i>21%</i>
SFO FY25 Rates	\$6.48	\$246	\$24.67
<i>year-over-year</i>	<i>7%</i>	<i>8%</i>	<i>11%</i>
OAK FY25 Rates	\$5.00	\$337	\$16.23
<i>year-over-year</i>	<i>33%</i>	<i>14%</i>	<i>30%</i>

# SJC's Annual Passenger Trends *(by Calendar Year 1999-2025e)*



# Airport Actions to Reduce Spending

<i>(\$ millions)</i>	<u>Amount</u>	<u>Notes</u>
Operating Budget	(\$1.1)	<i>Amount is net of other contractual increases</i>
Capital Budget	Approximately (\$10.0)	<i>Intentional delays of projects and other project savings</i>
Facilities Building Savings	(\$8.0)	<i>Overall project savings</i>
Airfield Commercial Paper Repayment Schedule	FY26 savings = (\$1.6)	<i>Extend the Airfield repayment by an additional 3 years</i>

# FY26 Airline Rates & Charges

	Landing Fee	Terminal Rate	CPE
SJC FY26 Rates	\$5.44	\$287	\$18.34
<i>year-over-year</i>	6%	0%	2%
SFO FY26 Rates	\$7.12	\$273	\$27.41
<i>year-over-year</i>	10%	11%	11%
OAK FY26 Rates	\$5.63	\$344	\$18.53
<i>year-over-year</i>	13%	2%	14%



# **Awarded Concessions San José Mineta International Airport Retail Concession Program**

**Drake Beaton, Commercial Manager**

**Finance and Administration**

**May 12, 2025**

# Retail Concession RFP

## Goals and Objectives (abridged)

1. **Highly experienced retail operators** with a proven record of success in:
  - **Exceptional customer service**
  - **Top-quality goods**
  - **Convenient experiences**
2. **Incorporate technology**
3. **Create a distinctive San José and Silicon Valley** that capture the region's unique identity.
4. **Optimize retail revenue generation**



# Extensive Outreach

**San José Minority Business Development Agency**

**Various Business and Ethnic Chambers**

**Airport Minority Advisory Council**

**Airport Council International**

**FAA Matchmaker System**

**Small Business Development Center**

**Social media campaign achieved 20,097 impressions and 1,143 engagements**

**Outreach at 3 different Industry Conferences**

**Outreach sessions on May 22 and 23, 2024**



# Package I: Hudson

---

- **ACDBE Participation:** 15%
- **Capital Investment:** \$7,252,253
- **MAG:** \$2,096,779
- **Percentage Rent:** 21% on all products, 18% on locally made products



Terminal A



# WILLOW GLEN MARKET

Terminal A







Terminal A





Terminal A: Baggage Claim





**Terminal B**









Terminal B



# Package II: Paradies Lagardère

---

- **ACDBE Participation:** 12%
- **Capital Investment:** \$9,650,349
- **MAG:** \$2,746,246
- **Percentage Rent:** 19% on all products, 16% on locally made products



**Terminal A**





**Terminal B**





# HIP & HUMBLE







**Terminal B**





Terminal B





**Terminal B: Baggage Claim**



# Airport Concession Disadvantaged Business Enterprise (ACDBE) Participation

**PROJECTED INCREASE IN ACDBE PARTICIPATION: 47%**



CURRENT RETAIL ACDBE  
PARTICIPATION: **9%**



NEW RETAIL ACDBE  
PARTICIPATION: **13%**

# Airport Concession Disadvantaged Business Enterprise (ACDBE) Participation



**Performance  
Excellence Partners**



**Skyview  
Concessions**



**Pacific Business  
Partners**



**Cato Hospitality  
Group**



**Oaklandish**

# Supporting Local

---

- All grab and go locally sourced from Santa Clara County
    - Hudson- Eataty
    - Paradies- Greenlee's
  - Unsold grab-and-go donated to Loaves & Fishes Family Kitchen of San Jose
  - Representing:
    - Professional and local collegian sports teams
    - Local tech companies including Apple and Google
    - Over 50 local businesses
  - Bi-Annual Outreach Opportunities
- 





# SHOP LOCAL

## HEADLINERS

floral  
street

a jar of pickles



THE LOLA x KENNETH  
COLLABORATION



dear  
handmade  
life



54 THRONES®

CasaQ  
by darlene



NOKKI FARM  
Simply Good Snacking

BOOKSHOP  
SANTA CRUZ

EDEN  
RIFT




CHARLOTTE  
TRUFFLES



BÉIS

DANDELION  
SMALL-BATCH  
CHOCOLATE



All The Way Handmade  
by Sienna



LALA'S  
URBAN FARMSTAND



Ashy Aromas







Alice's Stick Cookies



Daybreak Vietnamese Coffee



Greenlee's Bakery



Naturacentric Apothecary



Nokki Farm



Idlewild Floral



Mike & Niki's Honey Co.



Clif's Family Chocolates



Gooseberry Designs



Sweetdragon Baking Co.



The Capsmith



Culture Hot Sauce



Love & Light Napa Valley



Ginger Lab

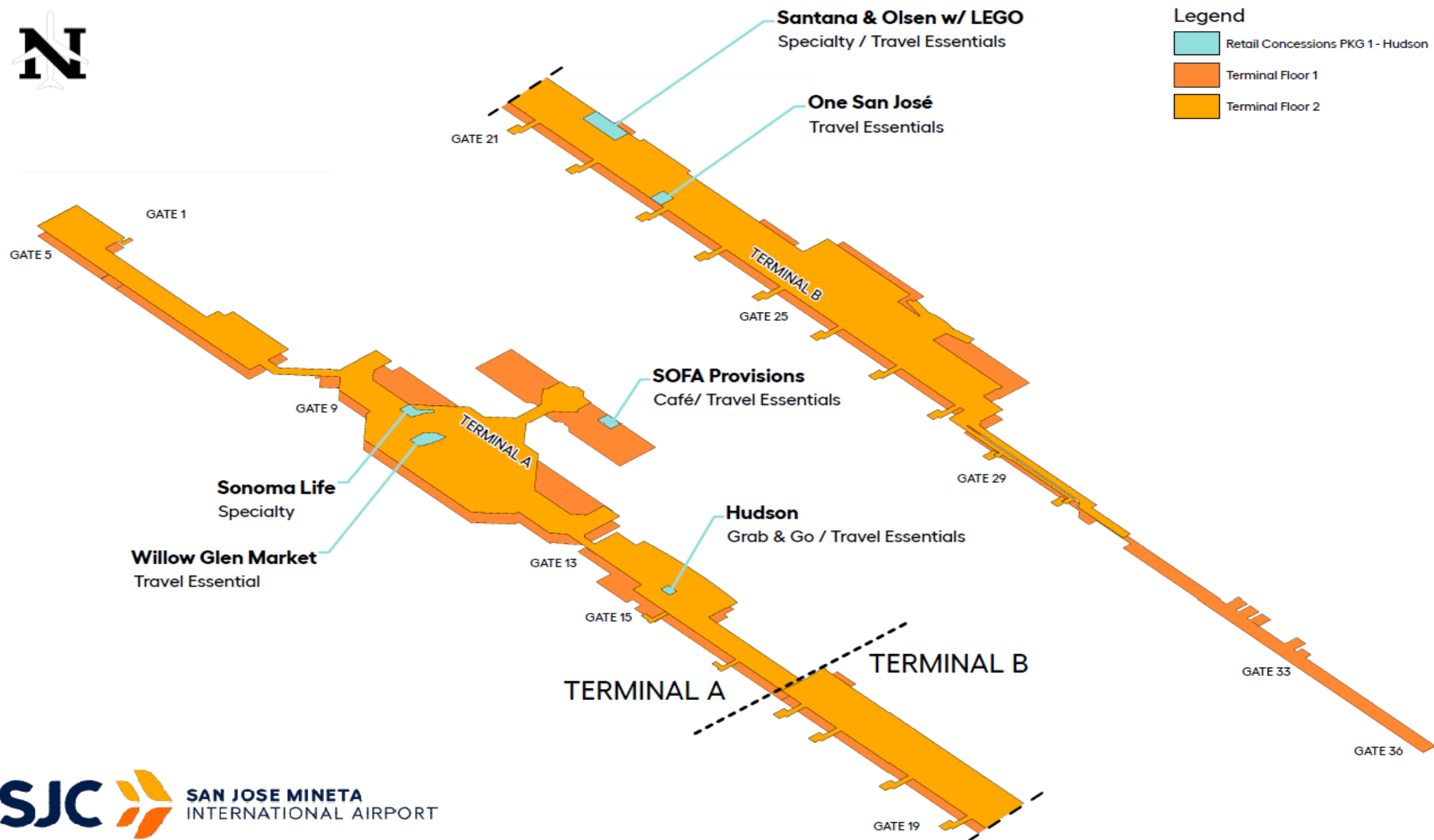




## Overall Results:

---

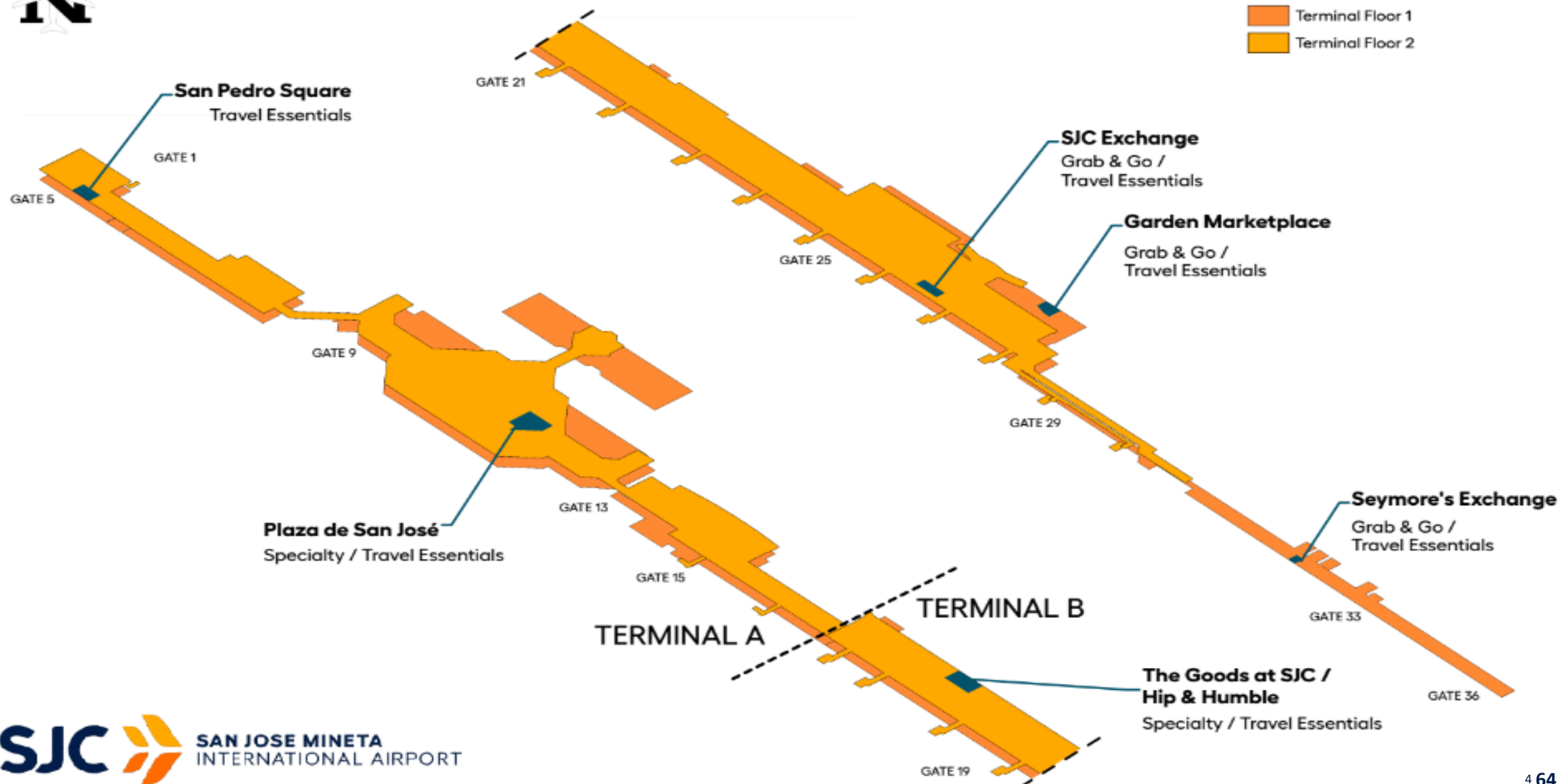
- 12 new concepts
- 12-year minimum revenue to the airport: **\$47.3 million**
- Average percentage rent of **19.3%**
- Minimum capital investment: **\$17 million**
- Integrated technology
- Increased local participation: **50+ businesses**
- ACDBE retail participation increases by almost **50%**





## Legend

- Retail Concessions PKG 2 - Paradies
- Terminal Floor 1
- Terminal Floor 2





# VII. Business

- A. Airport Disadvantaged Business Enterprise 3-year goal setting process
- B. Airlines Rates and Charges
- C. Retail Concession Update
- D. Election of Officers**
- E. Annual Commission Work Plan
- F. Legislative Update
- G. Annual Commission Report for FY2025

# VII.E. Work Plan

**SAN JOSÉ AIRPORT COMMISSION**  
*Draft Work Plan for FY 2025/2026*

Attachment A

Items for Briefing and Possible Action in FY 2025-2026	Actions	Timeframe
Briefing on Airport capital projects update	Receive update briefing on the status of current Airport projects	August 2025 and As Needed
Marketing Update	Receive a briefing on current and future marketing efforts	November 2025 and As Needed
Air Services Update	Receive a briefing on current and future air services	February 2026 and As Needed
Presentation of FY 2026/27 Airport budget and airline rates and charges	Presentation of proposed FY 2026/27 Airport budget and airline rates and charges.	May 2026 and As Needed

# VII.F. Legislative Update



**TO:** AIRPORT COMMISSION

**FROM:** Matthew Kazmierczak  
Division Manager

**SUBJECT:** Legislative Update

**DATE:** May 8, 2025

## **FEDERAL**

### **Fiscal Year 2025 Federal Appropriations**

On March 23, 2025, the \$1.2 trillion federal omnibus appropriation bill was signed into law, funding the federal government through the end of the federal fiscal year, September 30, 2025. The bill includes funding for additional Transportation Security Officers and 300 new Customs and Border Protection (CBP) Officers, pay equity for all TSA employees, and TSA exit lane staff at airports. However, it does not include funding for law enforcement officer reimbursement grants or support for state and local-led

# VII.G. Annual Report

**SAN JOSÉ AIRPORT COMMISSION**  
**Draft Annual Report for FY 2024/2025**

Attachment B

Items for Briefing and Possible Action in FY 2024-25	Timeframe	Outcome
Briefing on Airport capital projects update	August 2024	08/12/2024 - The Commission received a briefing on capital projects, including the Aircraft Rescue and Firefighting Station 20; Airport Facilities Campus; Waste Disposal and Fuel Station Relocation; SJPD Hangar; proposed New Belly Cargo Facility; Airport Hotel; Terminal Parking; Future Terminal C; Air Traffic Control Tower; RIM Implementation Projects; and Taxiway Victor
Billboards Update	August 2024	08/12/2024 – Received an update on the Airport’s plans to seek Council approval to release an RFP for Billboards on Airport property.
Marketing Update	November 2024	11/12/2024 – The Commission received a marketing and branding update, reporting on the past year with the celebration of 75 years campaign; paid advertising; brand tracker research; and other marketing efforts.

# Agenda

- I. Call to Order & Orders of the Day
- II. Public Record
- III. Consent Calendar
- IV. Reports and Information Only
- V. Public Comment
- VI. Noise Report/Community Noise Concerns
- VII. Business
- VIII. Meeting Schedule and Agenda Items**
- IX. Adjournment

# Meeting Schedule and Agenda Items

- Next meeting:
  - August 11, 2025
- Tentative Topics from the Workplan for August 11
  - Capital Project Update
  - Legislative Update
  - Quarterly Noise Report Noise
  - Community Noise Concerns

# Agenda

- I. Call to Order & Orders of the Day
- II. Public Record
- III. Consent Calendar
- IV. Reports and Information Only
- V. Public Comment
- VI. Noise Report/Community Noise Concerns
- VII. Business
- VIII. Meeting Schedule and Agenda Items
- IX. Adjournment**